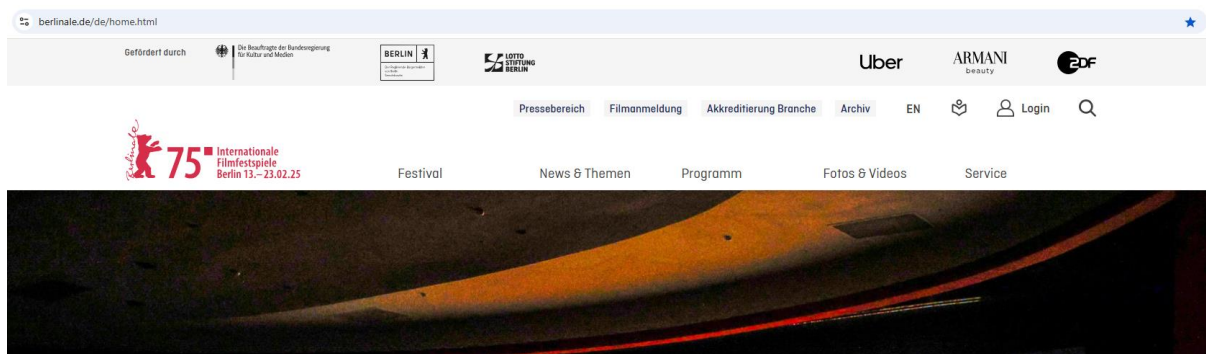




## Create a New Berlinale Account


### Step 1: Access the Berlinale Homepage

Open your web browser and navigate to the [Berlinale homepage](https://berlinale.de).




### Step 2: Select Your Language

In the top right corner, click on “EN” to switch the page to English.



### Step 3: Enter Login area

Click on “Login” in the top right corner of the homepage.






## Step 4: Initiate Account Creation

Click on “Create Account.”


Login English ▾

Email

Password 

[Forgot Password?](#)

Log in

New user? **Create account** 


## Step 5: Fill in the Required Fields in the Form


- Please enter your personal email address.** We kindly ask that you avoid using functional addresses (such as info@... or mail@...). Note that you can only use your email address once to create an account. This email will be used for logging in and will serve as your primary contact for all accreditation-related matters and Berlinale services, including:
  - Communication regarding your accreditation, including payment details and invoices
  - Access to the online ticket shop for accredited visitors
- Choose a secure password and enter it in the password field, then repeat it in the confirmation field.
- Enter your first name and last name in the appropriate fields.

\* Required fields English ▾

### Create Account

Email \*  
jane.doe@magazine.com

Password \*  
..... 

Repeat password \*  
..... 

First name \*  
Jane

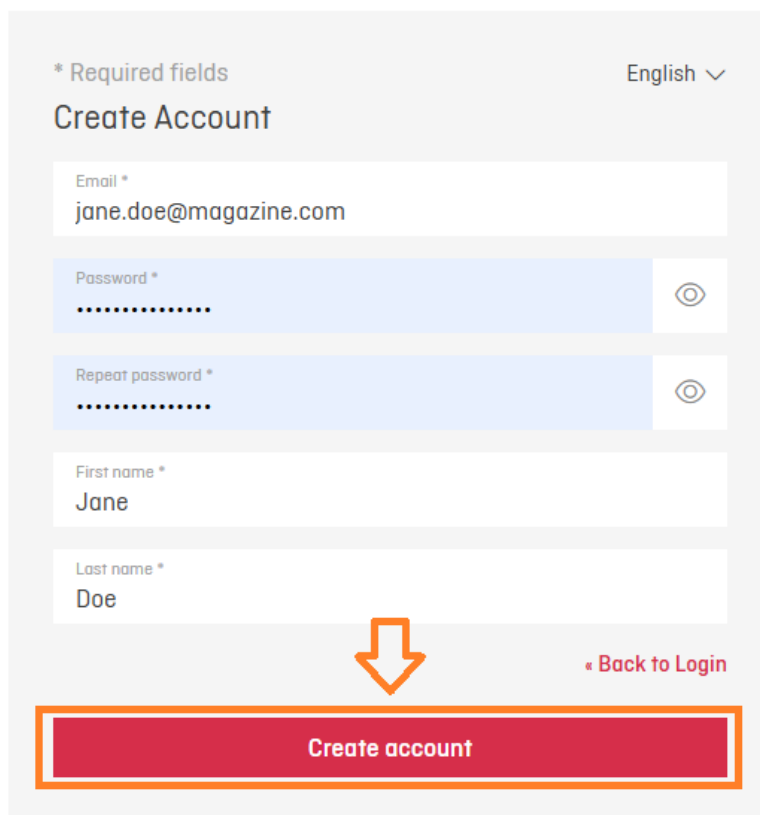
Last name \*  
Doe

[Back to Login](#)

Create account

## Step 6: Complete Account Creation

Click the “Create Account” button to submit your information.



\* Required fields English ▾

### Create Account

Email \*  
jane.doe@magazine.com

Password \*  
.....

Repeat password \*  
.....

First name \*  
Jane

Last name \*  
Doe

◀ Back to Login

**Create account**

## Step 7: Validate Your Email Address

Check your email inbox for a validation email from Berlinale. To activate your account, you need to confirm your e-mail address within 5 minutes.

Note: The login for the online ticket shop can be changed by updating the Berlinale account login until the end of January. Once the login for the online ticket shop for accredited visitors is activated at the beginning of February, the email address can only be updated under "My Profile" in the online ticket shop. This email address will also serve as the delivery address for the booked tickets.